

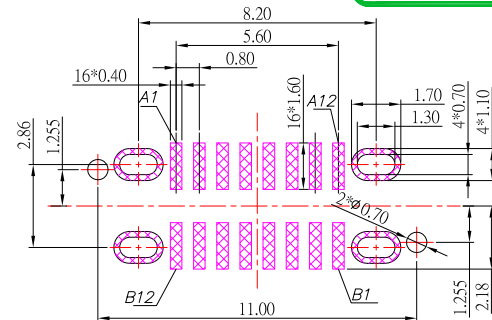
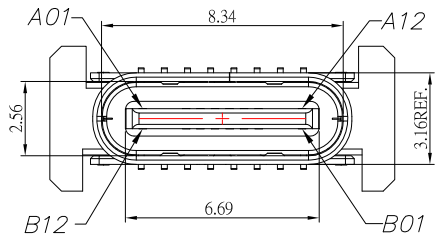


SBC-160VSEx3-20x-S412

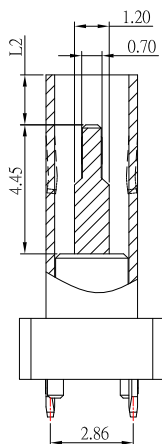
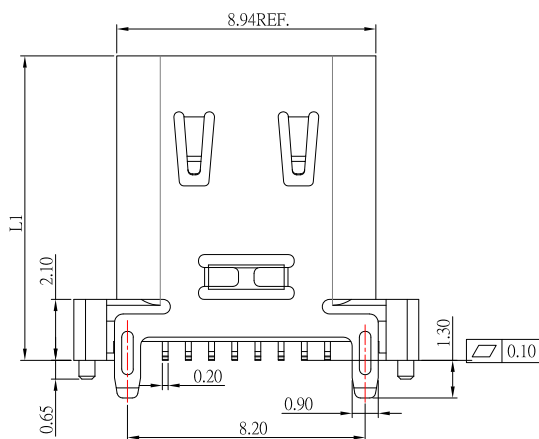
	A	C
L1	9.30	10.50
L2	0.52	1.72

鍍層厚度:

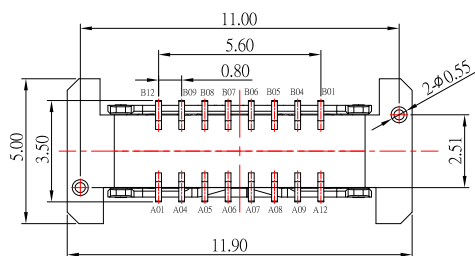
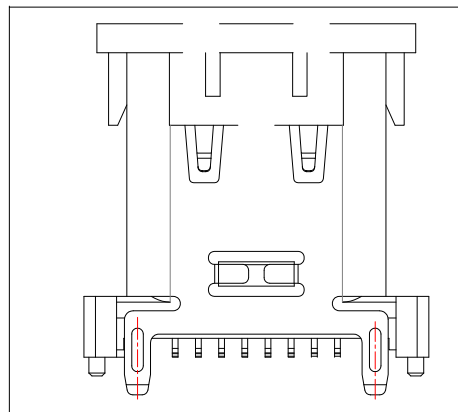
Blank : 1u"
2 : 15u"
3 : 30u"



RECOMMENDED P.C.B. LAYOUT
TOP VIEW



剖视图



A1	GND	B12	GND
A4	VBUS	B9	VBUS
A5	CC1	B8	SBU2
A6	D+	B7	D-
A7	D-	B6	D+
A8	SBU1	B5	CC2
A9	VBUS	B4	VBUS
A12	GND	B1	GND
PIN	SIGNAL NAME	PIN	SIGNAL NAME

SPECIFICATIONS

Electrical:

1. Dielectric Withstand Voltage: 150V AC
2. Contact Resistance: 40 mΩ Max
3. Insulation Resistance: 100 MΩ Min

Mechanical:

1. Connector Mate and Unmate Force
 - 1.1 Mate force: 5~20 N
 - 1.2 Unmate force: 8~20 N

Material:

1. Housing: LCP
2. Contact: C7025
3. Shell: SUS

Finish:

1. Contact: Plated Gold in Mating Area ;
Gold Plated on Solder Balls ;
Nickel under plated overall
2. Shell: Nickel under Plated surface layer

CONTACT 建倚科技股份有限公司
CONTACT TECHNOLOGY CORP.

TOLERANCE UNLESS OTHERWISE STATED:

Up to 5 ±0.2
Above 5 ~ 15 ±0.3
Above 15 ~ 30 ±0.4
Above 30 ~ 50 ±0.5
Angle ±0.3°

3RD. ANGEL'S



UNITS MM

DRAWN BY:	DATE	MAT'L	TITLE	CONNECTOR
Jack Lu	05/15/23			
CHECKED BY:	DATE	FINISH	MODLE	TYPE C 16P 180度 SMT 帶定位柱 外殼腳 L=1.3
Jacky Chen	05/15/23			
APPROVED BY:	DATE	SCALE	DWG NO.	SBC-160VSEx3-20x-S412
Tony Kao	05/15/23	1 : 1	PART NO.	SBC-160VSEx3-20x-S412
		SHEET NO.	1 of 1	SIZE A4
				VER R3

ITEM NO.	DESCRIPTION	DRAWN	DATE
3	更新高度選項	Jack	051523
2	更新樣式	Jack	033123
1	新增高度選項	Jack	032423